

# AGC

Your Dreams, Our Challenge



**AFLAS**<sup>®</sup>  
FLUOROELASTOMERS

**AFLAS<sup>®</sup> Technical Brochure**

#### Notice

- 1) The statements and data given in this publication are believed to be accurate. They are presented without any guarantee or warranty, express or implied. Statements or suggestions regarding the use of these products are made without representation or warranty that any such use is free of patent infringement and are not recommendations to infringe any patent. The user should not assume that all safety measures are indicated.
- 2) Please refer to the SDS (Safety Data Sheet) for safety and details.
- 3) This product is not designed for use in the implantation of the human body or for medical applications that come in contact with body fluid or body tissues, AGC Inc. carries out no test as to the fitness of the product for any medical applications.
- 4) The contents are subject to change without prior notice.

#### Manufacturer/distributor

##### AGC Chemicals Company

AGC Inc.  
Shin-Marunouchi Bldg., 1-5-1 Marunouchi,  
Chiyoda-ku, Tokyo 100-8405  
Tel +81-3-3218-5875 Fax +81-3-3218-7856  
[www.agc.com](http://www.agc.com)  
AFLAS®Website [www.aflas.jp/english/](http://www.aflas.jp/english/)

##### AGC Chemicals Americas, Inc.

55 East Uwchlan Ave., Suite 201, Exton, PA 19341, USA  
Tel +1 610 423 4300 Fax +1 610 423 4301  
[www.agcchem.com](http://www.agcchem.com)

##### AGC Asia Pacific Pte. Ltd.

460 Alexandra Road, #32-01 mTower, 119963, Singapore  
Tel +65 6273 5656 Fax +65 6276 8783  
<http://agc-asiapacific.com>

##### AGC Chemicals Europe, Ltd.

Hillhouse International, Fleetwood Road North,  
Thornton-Cleveleys, FY5 4QD, UK  
Tel +44 1253 209600  
<https://www.agcce.com/>

##### AGC Chemicals Trading (Shanghai) Co., Ltd.

4008/09, F40, T1 Raffles City Changning No.1133 Changning Road,  
Shanghai, 200051, China  
Tel +86 21 6386 2211 Ext (232) Fax +86 21 6386 5377  
<https://www.agcsh.com/>

## Contents

1. Introduction	1
2. Commercial Polymer Types and AFLAS® Grades	2
3. Properties of AFLAS®	3
4. Standard Formulation and Vulcanisation	4
5. Heat Resistance	6
6. Acid/Base Resistance	7
7. Other Chemical Resistance	10
8. Oil Resistance	12
9. Electrical Properties	17
10. Other Properties	18
11. Typical Applications	20

## 1. Introduction

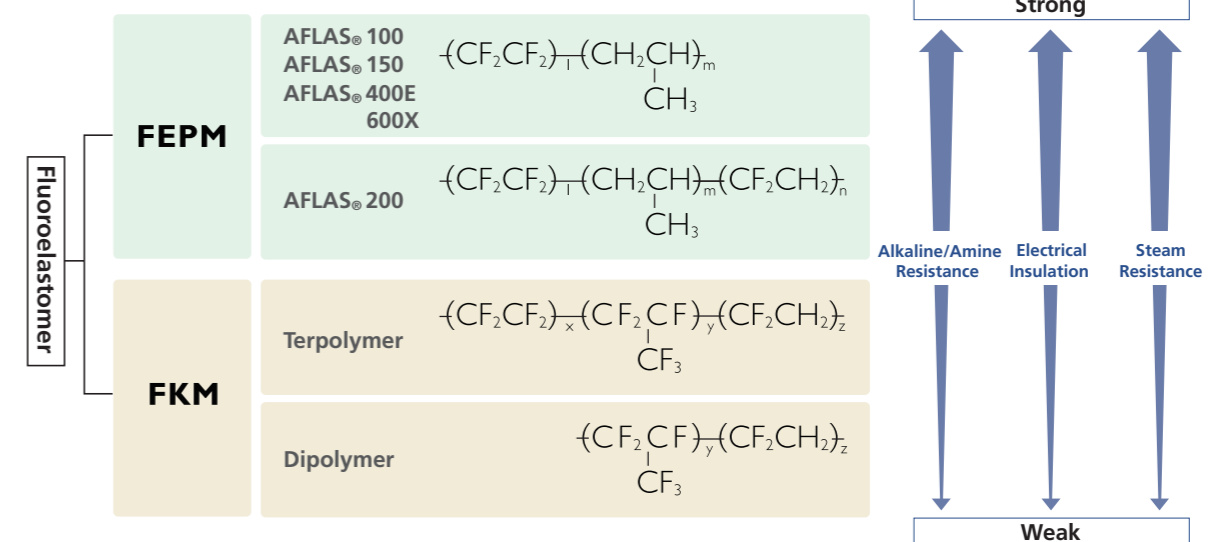
Since the arrival of VdF-HFP based elastomer (FKM) in the 1950s, a variety of fluoroelastomers have been developed and commercialized. In 1975 a new fluoroelastomer family, based on an alternating copolymer of TFE and propylene (FEPM) was introduced by AGC under the trade name AFLAS®.

The polymer structure of AFLAS® gives unique properties in that it offers excellent heat resistance with a continuous service temperature of 200°C and a maximum peak exposure temperature of 250°C, outstanding chemical resistance with no or little deterioration even in contact with strong acids and bases at high temperatures and high electrical resistivity of the order of  $10^{15} \sim 10^{16} \Omega \text{ cm}$ . AFLAS® is used worldwide in many industrial fields where rubber components come into contact with harsh environments.

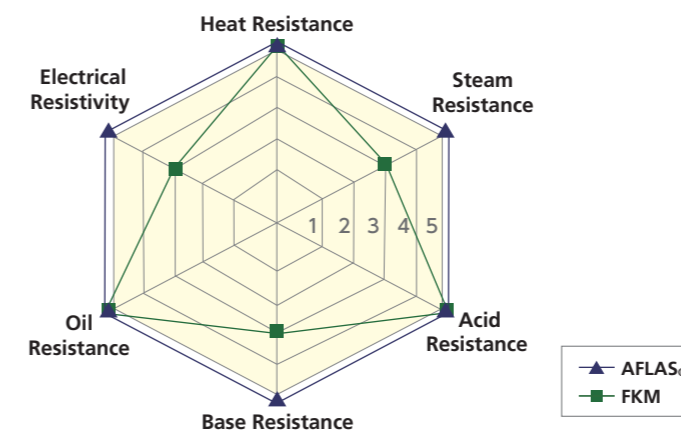
Reflecting the recent trend of increasing power in automotive engines, the use of high performance engine oils is now essential to cope with increasing engine temperatures. These engine oils are heavily formulated with amine-based additives and therefore elastomer components are now required to have greater heat and engine oil resistance than previously experienced. Therefore AFLAS® has been attracting more attention as a material which can survive in such harsh conditions.

AFLAS® has been finding new applications in wire & cable industries as an elastomeric insulating material with the highest heat resistance.

### ● Structure and Features of AFLAS®



### ● Overview of Properties



## 2. Commercial Polymer Types and AFLAS® Grades

Commercial AFLAS® fluoroelastomers are classified into three types; TFE-P dipolymer type (AFLAS®100 and 150 grades), TFE-P-VdF type (AFLAS®200 grade) and TFE-P-CSM terpolymer type (AFLAS® 400E and 600X grades). AFLAS®100 and 150 grades are high performance fluoroelastomers with excellent base resistance and electrical resistivity due to the polymer structure, which is totally different from FKM. AFLAS®200P has improved low-temperature properties. AFLAS®400E with CSM enables high-speed molding without affecting the physical properties of our dipolymers, and is suitable for extrusion molding. AFLAS® 600X is a high-speed molding grade similar to 400E, and is suitable in sealing materials such as O-rings and gaskets with significantly improved compression set characteristics.

Below are the polymer grades currently available. These are mainly classified according to Storage Modulus, G' (as determined by a rubber process analyzer) which is an alternative indicator of molecular weight. Each AFLAS® grade is suited to a particular type of application such as wire insulation and oil seals.

### ● Grade Range

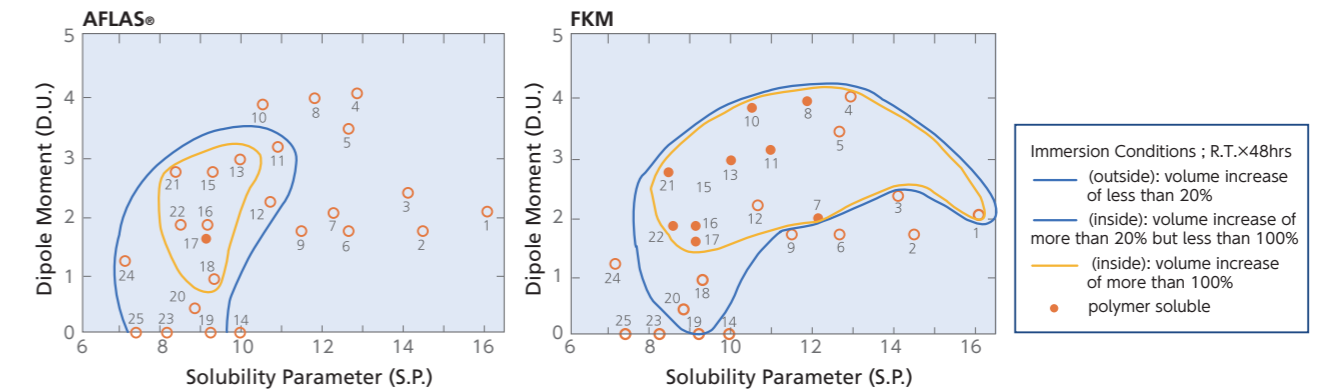
Polymer Structure	TFE-P							TFE-P-VdF	TFE-P-CSM	
	Grade	100H	100S	150P	150E	150L	150C		150CS	200P
Specific Gravity	1.55	1.55	1.55	1.55	1.55	1.55	1.55	1.60	1.55	1.55
Fluorine Content (%)	57	57	57	57	57	57	57	60	(57)	(57)
Storage Modulus, G' (RPA 100°C, 50cpm)	500	340	240	160	80	490	390	220	250	310
Mooney Viscosity (ML1+10, 100°C)	109	146	96	60	35	-	126	89	85	103
Mooney Viscosity (ML1+10, 121°C)	107	131	64	35	19	-	111	60	50	74
Glass Transition Point (°C)	-3	-3	-3	-3	-3	-3	-3	-13	-3	-3
Appearance	Brown	Brown	Brown	Brown	Brown	White	White	Yellow	White	White
Cure Type	Peroxide Cure	Peroxide Cure	Peroxide Cure	Peroxide Cure	Peroxide Cure	Electron Beam Cure	Electron Beam Cure	Peroxide Cure	Peroxide Cure	Peroxide Cure
Features	High Strength	High Strength	General	Extrusion	Lining	Extrusion	Extrusion	For Low Temp	Extrusion, High-speed molding	High strength, High-speed molding

## 3. Properties

### ● Solubility of AFLAS® Raw Polymer

Working and stirring the polymer around 25°C makes AFLAS® soluble in tetrahydrofuran (17).

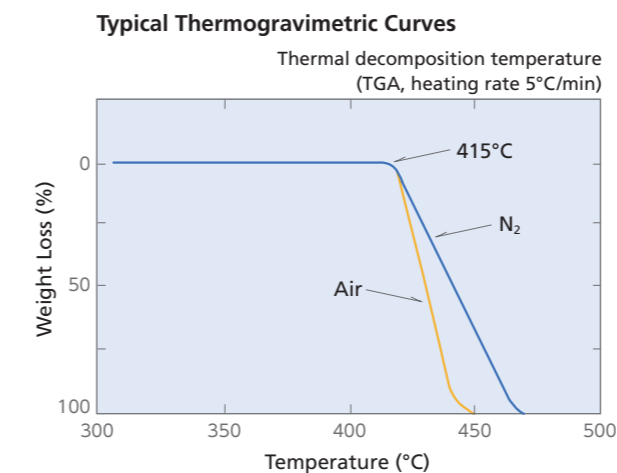
Although the polymer swells in low-polar chlorine or aromatic solvents, it swells only negligibly in solvents with solubility parameter of more than 10. AFLAS®200P polymer swells and dissolves in both methylethylketone (15) and acetonitrile (8).



1 CH <sub>3</sub> CONH <sub>2</sub> Acetamide	6 C <sub>2</sub> H <sub>5</sub> OH Ethanol	11 CH <sub>3</sub> COCH <sub>2</sub> COCH <sub>3</sub> Acetylacetone	16 CH <sub>3</sub> COOC <sub>2</sub> H <sub>5</sub> Ethylacetate	21 CH <sub>3</sub> (i-C <sub>4</sub> H <sub>9</sub> )CO 4-Methyl,2-Pentanone
2 CH <sub>3</sub> OH Methanol	7 HCON(CH <sub>3</sub> ) <sub>2</sub> N,N-Dimethylformamide	12 C <sub>5</sub> H <sub>5</sub> N Pyridine	17 C <sub>4</sub> H <sub>8</sub> O Tetrahydrofuran	22 CH <sub>2</sub> Cl <sub>2</sub> 1,1,1-Trichloroethane
3 HOC <sub>2</sub> H <sub>4</sub> OH Ethylene Glycol	8 CH <sub>3</sub> CN Acetonitrile	13 (CH <sub>3</sub> ) <sub>2</sub> CO Acetone	18 C <sub>2</sub> HCl <sub>3</sub> Trichloroethylene	23 c-C <sub>6</sub> H <sub>12</sub> Cyclohexane
4 (CH <sub>3</sub> ) <sub>2</sub> SO Dimethylsulfoxide	9 n-C <sub>4</sub> H <sub>9</sub> OH 1-Buthanol	14 CS <sub>2</sub> Carbondisulphate	19 C <sub>6</sub> H <sub>6</sub> Benzene	24 (i-C <sub>3</sub> H <sub>7</sub> ) <sub>2</sub> O Diisopropylether
5 CH <sub>3</sub> NO <sub>2</sub> Nitromethane	10 CH <sub>2</sub> CHCN Acrylonitrile	15 CH <sub>3</sub> (C <sub>2</sub> H <sub>5</sub> )CO Methylethylketone	20 C <sub>6</sub> H <sub>5</sub> CH <sub>3</sub> Toluene	25 n-C <sub>7</sub> H <sub>16</sub> Heptane

### ● Heat Resistance

AFLAS® provides excellent thermal stability. The copolymer only starts to decompose in nitrogen gas at 400°C. The composition ratio of the copolymer is TFE/P=55/45. This is why AFLAS® has excellent heat stability.



## 4. Standard Formulation and Vulcanization

AFLAS® can be compounded by conventional processing equipment, such as Banbury mixers and open 2-roll mills. Various articles can be produced by means of compression molding, extrusion, injection molding, calendaring and so on. AFLAS®100, 150, 200, 400E and 600X are vulcanized by organic peroxides with the aid of an appropriate coagent, such as TAIC (Triallyl isocyanurate).

### ● Standard Formulations and Properties

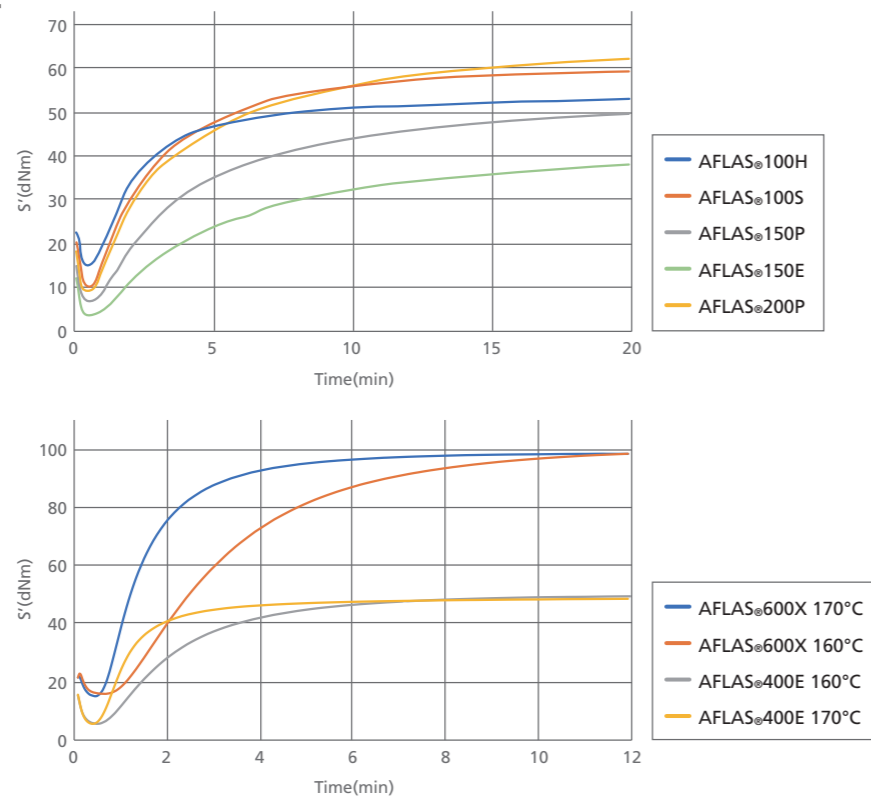
		AFLAS® 100H	AFLAS® 100S	AFLAS® 150P	AFLAS® 150E	AFLAS® 200P	AFLAS® 400E	AFLAS® 600X
Formulation	Polymer	100	100	100	100	100	100	100
	MT-Carbon (N990)	30	30	30	30	30	30	30
	TAIC*	5	5	5	5	5	5	3
	Peroxide A**	1	1	1	1	1	1.5	1
	MgO (highly active)	-	-	-	-	3	-	-
	Sodium Stearate	1	1	1	1	1	-	-
	Calcium Stearate***	-	-	-	-	-	1	1
Processing aid****	-	-	-	-	-	1	-	
Mooney Viscosity (121°C)	ML1+4	122	93	58	38	79	39	98
	ML1+10	114	85	51	35	74	34	96
Cure Condition	Press Cure	170°C/20min	170°C/20min	170°C/20min	170°C/20min	170°C/20min	160°C/10min	160°C/10min
	Post Cure	200°C/4hrs	200°C/4hrs	200°C/4hrs	200°C/4hrs	230°C/24hrs	200°C/4hrs	200°C/4hrs
Properties	Tensile Strength (MPa)	21	20	17	13	18	11	23
	Tensile Elongation (%)	300	230	280	360	270	460	220
	100% Modulus (MPa)	6	7	5	5	5	4	6
	Hardness (ShoreA)	72	72	70	70	69	72	70
	Compression Set (% , 200°Cx70hrs)*****	35	26	29	32	23	57	15

\*Triallyl isocyanurate (100% liquid) \*\* 1,3-Bis (t-butylperoxy isopropyl) benzene (100% active)

\*\*\* For applications which require steam resistance or strong acid/alkali resistance, the use of calcium stearate as a lubricant is recommended.

\*\*\*\*Please contact us for our recommendation, \*\*\*\*\* Data on large test specimen of JIS-K6262

### ● Cure Curve by Rubber Process Analyser



### ● MT-Carbon Loading vs. Physical Properties

		Carbon 10phr	Carbon 20phr	AFLAS®150P Standard Formulation	Carbon 40phr	Carbon 50phr
Formulation	AFLAS®150P	100	100	100	100	100
	MT-Carbon (N990)	10	20	30	40	50
	TAIC*	5	5	5	5	5
	Peroxide A**	1	1	1	1	1
	Sodium Stearate	1	1	1	1	1
Mooney Viscosity (121°C)	ML1+4	49	54	58	61	69
	ML1+10	43	47	51	56	64
RPA (177°Cx12min, Frequency:3)	t10 (min)	0.9	0.9	0.9	0.9	0.9
	t90 (min)	6.8	6.8	6.9	7.0	7.0
	MH (dNm)	34.8	38.5	40.3	43.4	46.3
	ML (dNm)	4.6	5.1	5.6	5.9	6.4
Properties***	Tensile Strength (MPa)	16	17	17	17	17
	Tensile Elongation (%)	360	320	280	260	210
	100% Modulus (MPa)	2.3	3.8	5.0	7.5	9.5
	Hardness (ShoreA)	63	67	70	75	80
	Specific Gravity	1.54	1.57	1.59	1.60	1.62
	Compression Set (% , 200°Cx70hrs)	29	29	29	28	29
Compression Set (% , 200°Cx22hrs)	20	21	19	18	17	

\* triallylisocyanurate (100% liquid)

\*\* 1,3Bis (t-butylperoxy isopropyl) benzene (100% active)

\*\*\* Cure condition : 170°Cx20min press cure + 200°Cx4hrs post cure

### ● Suitable Co-agents and Peroxides

A number of peroxides and co-agents can be used to obtain the desired properties.

		AFLAS®150P Standard Formulation (Example1)	AFLAS®150P Standard Formulation (Example2)	AFLAS®150P Standard Formulation (Example3)	Not Suitable (Example1)	Not Suitable (Example2)
Formulation	AFLAS®150P	100	100	100	100	100
	MT-Carbon (N990)	30	30	30	30	30
	TAIC*	5	5	-	5	5
	TAIC 60% Active Powder**	-	-	8.3	-	-
	Peroxide A***	1	-	1	-	-
	Peroxide A 40% active****	-	2.5	-	1	-
	Peroxide C*****	-	-	-	-	2
Sodium Stearate	1	1	1	1	1	
Cure Condition	Press Cure	170°C/20min	170°C/20min	170°C/20min	170°C/20min	170°C/20min
	Post Cure	200°C/4h	200°C/4h	200°C/4h	200°C/4h	200°C/4h
Properties	Tensile Strength (MPa)	17	←Equivalent	←Equivalent	13	14
	Tensile Elongation (%)	280	←Equivalent	←Equivalent	350	350
	100% Modulus (MPa)	5	←Equivalent	←Equivalent	4.5	4.6
	Hardness (ShoreA)	70	←Equivalent	←Equivalent	72	71
	Compression Set (% , 200°Cx70hrs)	29	←Equivalent	←Equivalent	41	39

\* triallylisocyanurate (100% liquid)

\*\* triallylisocyanurate (60% powder)

\*\*\* 1,3Bis (t-butylperoxy isopropyl) benzene (100% active)

\*\*\*\* 1,3Bis (t-butylperoxy isopropyl) benzene (40% active)

\*\*\*\*\* 2,3 dimethyl 2,5 di (t-butylperoxy) hexane

## 5. Heat Resistance

AFLAS® has excellent heat resistance with a continuous service temperature of 200°C and a maximum peak exposure temperature of 250°C depending on the conditions.

			AFLAS®100S	AFLAS®150P	AFLAS®200P	2-FKM*	
Formulation	Polymer		100	100	100	100	
	MT-Carbon (N990)		30	30	25	30	
	TAIC**		5	5	5	-	
	Peroxide A***		1	1	1	-	
	Sodium Stearate		1	1	1	-	
	Zinc Stearate		-	-	-	-	
	MgO		-	-	3	3	
	Ca(OH) <sub>2</sub>		-	-	-	6	
Properties	Tensile Strength (MPa)		20	17	19	14	
	Tensile Elongation (%)		230	280	270	180	
	100% Modulus (MPa)		7	5	5	8	
	Hardness (ShoreA)		72	70	69	86	
	Specific Gravity		1.59	1.59	1.68	1.83	
Heat Resistance	200°C	200hrs	Retention of Tensile Strength (%)	95	96	100	97
			Retention of Tensile Elongation (%)	88	93	84	98
			Change in Hardness (points)	+1	+1	+1	+2
		500hrs	Retention of Tensile Strength (%)	110	114	90	99
			Retention of Tensile Elongation (%)	87	93	72	101
			Change in Hardness (points)	+5	+5	+1	+2
	1000hrs	Retention of Tensile Strength (%)	101	102	90	81	
		Retention of Tensile Elongation (%)	91	93	72	116	
		Change in Hardness (points)	+3	+2	+1	+1	
	230°C	200hrs	Retention of Tensile Strength (%)	88	89	83	93
			Retention of Tensile Elongation (%)	107	114	77	113
			Change in Hardness (points)	-1	0	+1	-1
500hrs		Retention of Tensile Strength (%)	74	72	51	57	
		Retention of Tensile Elongation (%)	122	132	53	154	
		Change in Hardness (points)	-4	-3	+1	0	
250°C	96hrs	Retention of Tensile Strength (%)	78	73	80	81	
		Retention of Tensile Elongation (%)	106	116	81	128	
		Change in Hardness (points)	0	0	+1	+1	

			AFLAS®400E	AFLAS®600X	
Formulation	Polymer		100	100	
	MT-Carbon(N990)		30	30	
	TAIC**		5	3	
	Peroxide A***		1.5	1	
	Sodium Stearate		1	1	
	Processing aid****		1	-	
Properties	Tensile Strength (MPa)		11	23	
	Tensile Elongation (%)		460	220	
	100% Modulus (MPa)		4	6	
	Hardness (ShoreA)		72	70	
	Specific Gravity		1.59	1.59	
Heat Resistance	200°C	168hrs	Retention of Tensile Strength (%)	114	109
			Retention of Tensile Elongation (%)	100	100
			Change in Hardness (points)	+1	0
		720hrs	Retention of Tensile Strength (%)	115	111
			Retention of Tensile Elongation (%)	100	101
			Change in Hardness (points)	+1	0
	2000hrs	Retention of Tensile Strength (%)	117	90	
		Retention of Tensile Elongation (%)	104	109	
		Change in Hardness (points)	0	-4	
	230°C	168hrs	Retention of Tensile Strength (%)	104	101
			Retention of Tensile Elongation (%)	100	100
			Change in Hardness (points)	0	0
720hrs		Retention of Tensile Strength (%)	103	88	
		Retention of Tensile Elongation (%)	106	106	
		Change in Hardness (points)	-2	-3	
2000hrs	Retention of Tensile Strength (%)	91	79		
	Retention of Tensile Elongation (%)	84	93		
	Change in Hardness (points)	-2	-5		

\* Curing agents are incorporated into the polymer

\*\* triallylisocyanurate (100% liquid)

\*\*\* 1,3-Bis(t-buthylperoxy isopropyl) benzene (100% active)

\*\*\*\*Please feel free to contact us if you need our recommendation.

## 6. Acid and Base Resistance

AFLAS® has excellent resistance to high concentrations of acids, bases and oxidants at high temperatures. AFLAS® is superior in this respect to FKM elastomers.

### ●Effect on Volume of Acids and Bases

Chemical		Immersion Conditions		AFLAS®	FKM	Silicone rubber	EPDM	CR	IIR	NBR	CSM	
		Temp (°C)	Time (day)									
Sulphuric Acid	Fuming	25	7	A	C	x	x	x	x	x	x	
		96%	100	3	A	D	x	x	x	x	x	x
			70	3	A	C	x	x	x	x	x	x
			40	3	A	B	x	D	x	x	x	D
	25	7	A	B	x	C	x	x	x	x	D	
	60%	100	3	A	A	A	A	A	A	A	C	B
		25	7	A	A	A	A	A	A	A	A	A
		20%	100	3	A	A	A	A	A	A	B	A
			25	7	A	A	A	A	A	A	A	A
	Nitric Acid	Fuming	25	7	C	C	x	x	x	x	x	x
			98%	25	7	C	D	D	x	x	x	x
		60%	100	3	C	x	x	x	x	x	x	x
70			3	B	x	x	x	x	x	x	x	x
40			3	A	C	B	x	x	x	x	x	x
25			7	A	B	B	D	x	x	x	x	x
20%		100	3	C	D	x	x	x	x	x	x	x
		70	3	B	D	x	x	x	x	x	x	x
		25	7	A	A	C	B	B	B	B	B	B
			25	7	A	A	C	B	B	B	B	B
Hydrochloric Acid		37%	70	3	B	D	x	C	D	C	D	D
			40	3	A	C	C	B	C	B	B	B
	25		7	A	B	C	A	B	A	B	A	
	20%	100	3	B	D	x	C	D	D	D	D	
		70	3	B	D	x	D	D	D	D	D	
		25	7	A	A	B	A	A	A	B	A	
Sodium Hydroxide	50%	100	3	A	x	B	A	B	A	A	B	
		70	3	A	A	A	A	A	A	A	B	
		25	7	A	A	B	A	A	A	A	A	
	20%	100	3	A	D	A	A	A	A	A	A	
		70	3	A	A	A	A	A	A	A	A	
		25	7	A	B	x	B	D	A	D	A	
Fluoric Acid	50%	25	7	A	B	x	B	D	A	D	A	
		25	7	A	A	A	A	A	A	A	A	
Aqueous Ammonia	28%	70	3	A	B	A	A	B	A	A	C	
		25	7	A	A	A	A	A	A	A	A	

A: Volume change ≤5%, B: Volume change <15%, C: Volume change <40%D: Volume change >40%, x: disintegration or dissolution




● **Acid Resistance** (AFLAS®150P Basic Formulation, JIS3 Dumbbell)

Chemical Volume		Immersion Conditions		Retention(%)			Hardness Change (points)	Hardness Change (%)	
		Temp(°C)	Time(day)	Tensile Strength	Tensile Elongation	100% Modulus			
Sulphuric Acid	Fuming	R.T.	7	76	98	115	-2	4.2	
		R.T.	30	-	-	-	+1	0.7	
		R.T.	90	-	-	-	-	5.1	
		R.T.	180	-	-	-	-	7.4	
	96%	100	3	99	101	73	-3	4.4	
		R.T.	7	98	99	92	-3	0.4	
		R.T.	30	-	-	-	+1	0.2	
		R.T.	90	-	-	-	-	1.1	
	60%	100	3	107	104	116	+1	0.4	
		R.T.	7	103	98	102	-1	0.1	
		R.T.	30	-	-	-	+1	0.3	
		R.T.	90	-	-	-	-	0.2	
	20%	100	3	99	98	103	-3	0.4	
		R.T.	7	102	105	93	-1	-0.5	
		R.T.	30	-	-	-	+1	0.4	
R.T.		180	-	-	-	-	-		
Nitric Acid	Fuming	R.T.	7	42	126	49	-7	19	
		R.T.	30	-	-	-	-2	15.8	
		R.T.	90	-	-	-	-	14.8	
		R.T.	180	-	-	-	-	14.9	
	98%	R.T.	7	-	-	-	-	-	
		R.T.	30	-	-	-	-10	21.4	
		R.T.	90	-	-	-	-	20.6	
		R.T.	180	-	-	-	-	23.1	
	60%	100	3	-	-	-	-18	34	
		70	3	44	107	61	-3	10	
		40	3	-	-	-	+1	1.2	
		R.T.	7	94	95	91	-1	1.3	
		R.T.	30	-	-	-	0	1.0	
		R.T.	90	-	-	-	-	2.0	
		R.T.	180	-	-	-	-	5.1	
		20%	100	3	43	93	50	-10	23
			70	3	42	90	58	-13	25
			40	7	105	114	111	-1	5.0
	R.T.		30	-	-	-	+1	0.4	
	R.T.		90	-	-	-	-	0.5	
	R.T.		180	-	-	-	-	1.3	
	20% (on FKM)	100	3	-	-	-	-28	103	
		70	7	86	112	-	-7	23.4	
		70	30	43	87	-	-27	103	
Hydrochloric Acid	37%	70	3	57	112	74	-2	7.0	
		40	3	77	88	108	-4	2.3	
		R.T.	7	100	107	118	+1	0.2	
		R.T.	30	-	-	-	+1	0.7	
		R.T.	90	-	-	-	-	1.8	
		R.T.	180	-	-	-	-	4.5	
	20%	100	3	67	98	92	-7	6.5	
		70	3	58	85	92	-6	7.4	
		R.T.	7	103	107	112	-1	-4.6	
		R.T.	30	-	-	-	-1	0.7	
Fluoric Acid	50%	R.T.	7	63	117	100	-6	1.5	
		R.T.	30	-	-	-	0	1.7	
		R.T.	90	-	-	-	-	2.9	
		R.T.	180	-	-	-	-	4.1	
Chromic Acid	62%	R.T.	7	90	98	92	-2	1.7	
5% Fluoric Acid + 25% Nitric Acid	100	7	70	84	105	-6	3.5		
46% Chromic Acid + 25% Sulphuric Acid	R.T.	7	115	117	100	-1	2.6		

● **Base Resistance** (AFLAS®150P Basic Formulation, JIS3 Dumbbell)

Chemical Volume		Immersion Conditions		Retention(%)			Hardness Change (points)	Hardness Change (%)	
		Temp(°C)	Time(day)	Tensile Strength	Tensile Elongation	100% Modulus			
Sodium Hydroxide	50%	180	3	102	91	86	+1	1.5	
		180	7	96	94	81	0	-0.3	
		180	30	117	81	126	+2	-0.1	
		100	3	101	116	96	-1	1.1	
		70	7	103	90	112	0	0.0	
		70	30	105	84	123	0	0.1	
		R.T.	7	108	116	75	+2	1.2	
		R.T.	30	-	-	-	-1	0.3	
		R.T.	90	-	-	-	-	0.7	
		R.T.	180	-	-	-	-	0.5	
		20%	100	3	98	117	92	-3	2.0
			R.T.	7	85	104	100	-1	-0.3
R.T.	30		-	-	-	+1	-0.1		
Aqueous Ammonia	28%	70	3	82	116	116	-1	3.2	
		70	7	100	88	94	-2	1.5	
		70	30	105	81	100	-1	2.0	
		R.T.	7	-	-	-	0	1.3	
		R.T.	30	-	-	-	+1	0.8	
		R.T.	90	-	-	-	-	1.0	
		R.T.	180	-	-	-	-	2.5	
		FKM	70	7	※	※	※	※	※
			70	30	※	※	※	※	※
		7%	140	30	87	107	68	-8	16.1
	Urea Solution	30%	100	7	107	94	94	0	2.8
	Ethylene Diamine	FKM	25	7	105	108	108	+5	1.0
25			7	※	※	※	※	※	

※Disintegration

	AFLAS®150P	Ternary FKM	Binary FKM
Ethylene Diamine 70 hrs/ 25°C After soaking			
	No change	Discoloration, Surface change	Destruction

## 7. Excellent Chemical Resistance

AFLAS® has excellent chemical resistance, examples of which are in the table below.

### ●Chemical Resistance (AFLAS®150P Basic Formulation, JIS3 Dumbbell)

Chemical Volume	Immersion Conditions		Retention(%)			Hardness Change (points)	Hardness Change (%)
	Temp(°C)	Time(day)	Tensile Strength	Tensile Elongation	100% Modulus		
Hot Water	100	3	89	117	117	0	1.1
Steam (6.2atm)	160	7	91	84	110	-3	4.6
Bromine	R.T	7	54	136	-	-	6.2
32% Bromine + 18% Hydrochloric Acid + 25% Sulphuric Acid	100	1	66	112	95	-8	6.0
Chlorine Solution (Saturated)	100	4	22	28	87	-10	169
Chlorine Solution(Saturated) + 35% Sodium Chloride + Sodium Hypochlorite (pH9.6)	100	25	69	78	86	-9	5.9
10% Bleaching Liquor Ca(ClO) <sub>2</sub>	100	7	112	89	148	-2	0
10% Sodium Hypochlorite	100	7	100	95	114	-1	1.0
10% Sodium Chlorite	100	7	80	93	57	-12	22
10% Sodium Chlorite + Acetic Acid(pH3.5)	100	1	67	105	39	-16	24
10% Sodium Chlorite + 5% Sodium Hydroxide	100	7	88	85	108	0	0.6
5% Sulphur Dioxide (Continuously Blown)	40	2	69	84	86	-4	7.8
30% Hydrogen Peroxide	100	7	105	99	110	0	-1.1
15% Hydrogen Peroxide + 3% Sodium Hydroxide	100	7	107	111	96	-2	-1.8
Lithium Bromide (53-63%) (Lithium Bromide Acid Stabilizer)	160	11	106	106	113	+1	-0.3
	200	11	99	110	87	+1	-0.3
Lithium Bromide (53-63%) (Stabilizer for Organics)	160	11	108	119	100	+1	-0.3
	200	11	95	118	90	+3	-0.2
Potassium Fluoride + Fluoric Acid (1:1.8)	85	3	94	111	109	-3	0.4
Triethylene Glycol	230	3	88	148	-	-5	7.7
		10	84	169	-	-6	8.8
		20	74	145	-	-9	8.5

### ●Solvent Resistance (AFLAS®150P Basic Formulation)

Solvent	Volume Change (%)	Solvent	Volume Change (%)
Isoamyl alcohol	0	Toluene	41
Carbitol	0	Acetone	50
Methanol	0.2	Methylethylketone	58
Aniline	0.7	Acetic Acid	71
Methyl Cellosolve	1.4	Carbon Tetrachloride	86
Ethanol	2.3	Ethyl Acetate	88
Oil of Turpentine	2.9	Methyl Isobutyl Ketone	95
Nitrobenzene	5.6	Trichloroethylene	95
NMP	9	Chloroform	112
Mono-ethanol Amine (120°C)	16	Methyl Chloroform	125
n-Hexane	24	Trichlorotrifluoroethane	249
Benzene	40		

(Immersion ; R.T.x7days)

### ●Hot Water, Steam, Base Resistance (Standard Formulations - see page 4, JIS3 Dumbbell)

			AFLAS®100S	AFLAS®150P	AFLAS®200P	2-FKM*
Hot Water (180°C)	168hrs	Retention of Tensile Strength (%)	88	97	29	53
		Retention of Tensile Elongation (%)	104	105	42	124
		Change in Hardness (points)	-4	-4	-14	-16
		Volume Change (%)	14	15	105	24
	720hrs	Retention of Tensile Strength (%)	85	91	11	17
		Retention of Tensile Elongation (%)	100	103	25	58
		Change in Hardness (points)	-5	-5	-29	-28
		Volume Change (%)	16	20	120	103
Steam (180°C)	168hrs	Retention of Tensile Strength (%)	90	91	41	66
		Retention of Tensile Elongation (%)	107	99	62	146
		Change in Hardness (points)	-3	-3	-13	-11
		Volume Change (%)	8	10	72	15
	720hrs	Retention of Tensile Strength (%)	92	92	28	51
		Retention of Tensile Elongation (%)	88	111	42	147
		Change in Hardness (points)	-3	-3	-16	-15
		Volume Change (%)	10	11	91	20
Steam (170°C) Special	168hrs	Retention of Tensile Strength (%)	91	93	-	-
		Retention of Tensile Elongation (%)	106	99	-	-
		Change in Hardness (points)	0	-2	-	-
		Volume Change (%)	1	1	-	-
50% Sodium Hydroxide (70°C)	168hrs	Retention of Tensile Strength (%)	102	103	99	36
		Retention of Tensile Elongation (%)	100	90	90	84
		Change in Hardness (points)	+1	0	0	-12
		Volume Change (%)	0	0	0	-34
	720hrs	Retention of Tensile Strength (%)	100	105	98	Disintegration
		Retention of Tensile Elongation (%)	100	84	89	
		Change in Hardness (points)	0	0	-1	
		Volume Change (%)	-1	0	1	
28% Aqueous Ammonia (70°C)	168hrs	Retention of Tensile Strength (%)	96	100	106	Disintegration
		Retention of Tensile Elongation (%)	98	88	81	
		Change in Hardness (points)	-1	-2	-1	
		Volume Change (%)	1	2	7	
	720hrs	Retention of Tensile Strength (%)	99	105	84	Disintegration
		Retention of Tensile Elongation (%)	94	81	62	
		Change in Hardness (points)	-1	-1	-3	
		Volume Change (%)	1	2	32	

\* Cure promoters are incorporated into the polymer

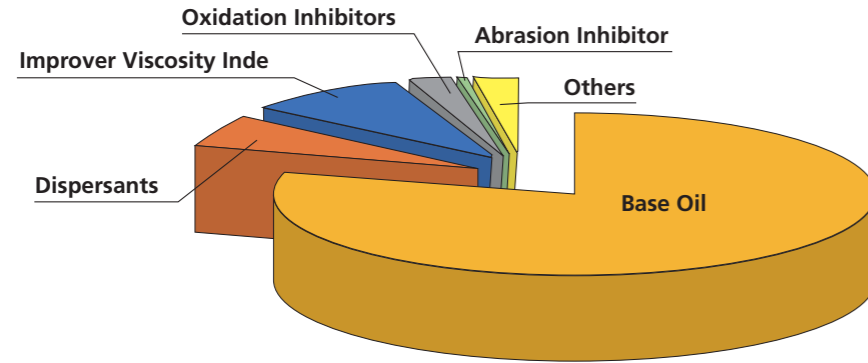
\*\* Special Formulation = Polymer/MTC/TAIC/Perexide/St-Ca=100/30/5/1/1/

See separate "Steam Application Recommendation".

## 8. Oil Resistance

Due to its excellent resistance to amines, AFLAS® performs exceptionally well in engine oil & gear lubricant applications.

### ●An Example of Engine Oil Component



### ●Application for Automotive Fluids : AFLAS® vs. FKM

Oil	Component	Application	Temperature (°C)	AFLAS®	FKM
Engine Oil		Crank Shaft Seal	160	◎	△
		Valve Stem Seal	-	-	-
AT Fluids		Transmission Seal	160	◎	△
Gear Oil		Pinion Seal	135	◎	×
		Axle Seal	-	-	-
		Differential Gear Seal	-	-	-
Brake Fluids	Polyglycoether		135	○	○
Coolants	Glycol-H <sub>2</sub> O	Cylinder Liner Seal	135	○	△
		Water Pump Seal	-	-	-
		Cylinder Head Gasket	-	-	-
Operating Oils	Glycol-H <sub>2</sub> O	Shock Absorber Seal	110	○	△
	Phosphate		-	○	○
	Silicone Oil		-	○	◎
Fuels	Gasoline		110	×	◎
	Light Oil		-	×	◎
	Heavy Oil		-	◎	△
	100% Methanol		-	◎	△

◎:Suitable, ○:Applicable, △:Caution, ×:Not applicable

### ●Oil Resistance (Standard Formulations - see page 4, JIS3 Dumbbell)

			AFLAS®100S	AFLAS®150P	AFLAS®200P	2-FKM*	
Engine Oil (SJ) 175°C	70hrs	Retention of Tensile Strength (%)	76	71	-	96	
		Retention of Tensile Elongation (%)	105	116	-	78	
		Change in Hardness (points)	-1	-1	-	+1	
		Volume Change (%)	-	-	-	-	
	168hrs	Retention of Tensile Strength (%)	87	82	-	46	
		Retention of Tensile Elongation (%)	90	91	-	35	
		Change in Hardness (points)	-6	-5	-	0	
		Volume Change (%)	9	9	-	1	
	500hrs	Retention of Tensile Strength (%)	92	85	-	41	
		Retention of Tensile Elongation (%)	95	93	-	35	
		Change in Hardness (points)	-6	-6	-	+1	
		Volume Change (%)	10	9	-	1	
1000hrs	Retention of Tensile Strength (%)	92	88	-	35		
	Retention of Tensile Elongation (%)	95	99	-	35		
	Change in Hardness (points)	-5	-5	-	+3		
	Volume Change (%)	7	7	-	0		
Diesel Oil (CD) 175°C	200hrs	Retention of Tensile Strength (%)	88	84	-	69	
		Retention of Tensile Elongation (%)	90	93	-	59	
		Change in Hardness (points)	-3	-3	-	-	
		Volume Change (%)	8	7	-	4	
	500hrs	Retention of Tensile Strength (%)	96	89	-	73	
		Retention of Tensile Elongation (%)	90	94	-	51	
		Change in Hardness (points)	-7	-5	-	+1	
		Volume Change (%)	8	7	-	1	
	Automatic Transmission Oil 175°C	200hrs	Retention of Tensile Strength (%)	86	82	-	61
			Retention of Tensile Elongation (%)	86	96	-	54
			Change in Hardness (points)	-3	-4	-	+1
			Volume Change (%)	14	9	-	1
500hrs		Retention of Tensile Strength (%)	84	87	-	62	
		Retention of Tensile Elongation (%)	81	93	-	48	
		Change in Hardness (points)	-6	-5	-	-1	
		Volume Change (%)	8	9	-	9	
1000hrs		Retention of Tensile Strength (%)	86	88	-	52	
		Retention of Tensile Elongation (%)	82	96	-	41	
		Change in Hardness (points)	-8	0	-	-1	
		Volume Change (%)	10	10	-	3	

\* Cure promoters are incorporated into the polymer



●Oil Resistance (Standard Formulations - see page 4, JIS3 Dumbbell)

			AFLAS®100S	AFLAS®150P	AFLAS®200P	2-FKM*
Gear Oil A 175°C	70hrs	Retention of Tensile Strength (%)	-	67	-	53
		Retention of Tensile Elongation (%)	-	93	-	34
		Change in Hardness (points)	-	-11	-	+5
		Volume Change (%)	-	8	-	1
	168hrs	Retention of Tensile Strength (%)	70	-	-	41
		Retention of Tensile Elongation (%)	84	-	-	33
		Change in Hardness (points)	-11	-	-	-1
		Volume Change (%)	9	-	-	-
	500hrs	Retention of Tensile Strength (%)	-	78	-	42
		Retention of Tensile Elongation (%)	-	101	-	37
		Change in Hardness (points)	-	-6	-	0
		Volume Change (%)	-	5	-	-
1000hrs	Retention of Tensile Strength (%)	79	65	-	-	
	Retention of Tensile Elongation (%)	86	85	-	-	
	Change in Hardness (points)	-6	-14	-	-	
	Volume Change (%)	6	21	-	-	
Gear Oil B 175°C	200hrs	Retention of Tensile Strength (%)	65	66	-	73
		Retention of Tensile Elongation (%)	82	88	-	86
		Change in Hardness (points)	-17	-15	-	-11
		Volume Change (%)	22	22	-	15
	500hrs	Retention of Tensile Strength (%)	66	64	-	74
		Retention of Tensile Elongation (%)	88	102	-	85
		Change in Hardness (points)	-14	-23	-	-11
		Volume Change (%)	21	21	-	17
	1000hrs	Retention of Tensile Strength (%)	62	-	-	64
		Retention of Tensile Elongation (%)	89	-	-	89
		Change in Hardness (points)	-18	-	-	-19
		Volume Change (%)	20	-	-	24
50% LLC 160°C	70hrs	Retention of Tensile Strength (%)	81	82	-	67
		Retention of Tensile Elongation (%)	94	104	-	72
		Change in Hardness (points)	-6	-6	-	-4
		Volume Change (%)	4	5	-	10

\* Cure promoters are incorporated into the polymer

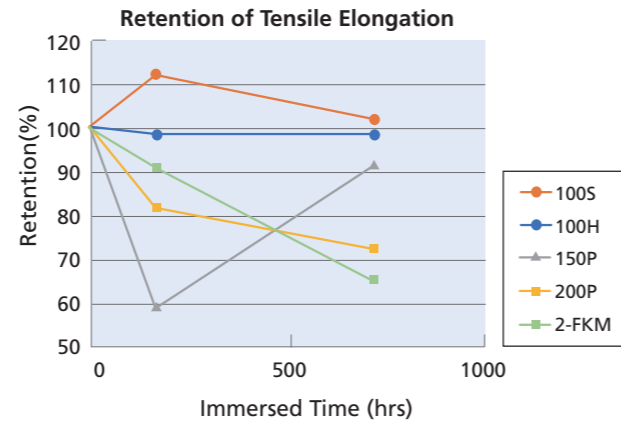
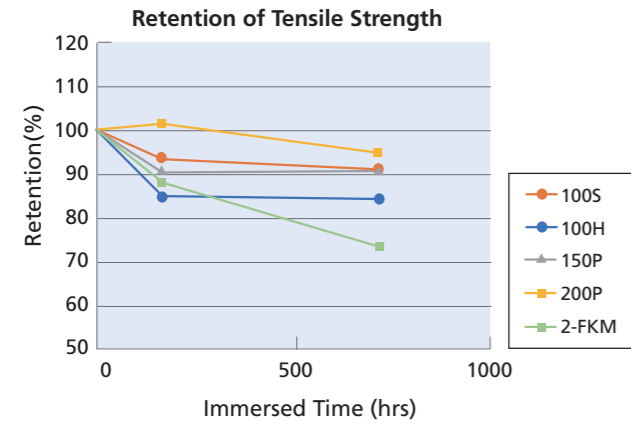
●Oil Resistance (Standard Formulations - see page 4, JIS3 Dumbbell)

			AFLAS®100S	AFLAS®150P	AFLAS®200P	2-FKM*
Heavy Oil C 140°Cx72hrs	100%	Retention of Tensile Strength (%)	85	84	-	87
		Retention of Tensile Elongation (%)	92	98	-	88
		Change in Hardness (points)	-8	-6	-	-1
		Volume Change (%)	8	9	-	3
	60%	Retention of Tensile Strength (%)	68	69	-	83
		Retention of Tensile Elongation (%)	87	101	-	93
		Change in Hardness (points)	-9	-6	-	-5
		Volume Change (%)	9	10	-	8
CNG Oil 175°C	168hrs	Retention of Tensile Strength (%)	87	92	89	65
		Retention of Tensile Elongation (%)	99	100	75	61
		Change in Hardness (points)	-8	-7	-4	0
		Volume Change (%)	6	8	3	1
	720hrs	Retention of Tensile Strength (%)	85	94	88	52
		Retention of Tensile Elongation (%)	99	96	68	42
		Change in Hardness (points)	-7	-9	-3	0
		Volume Change (%)	9	9	4	1
ASTM No.3 Oil 175°C	168hrs	Retention of Tensile Strength (%)	-	84	-	-
		Retention of Tensile Elongation (%)	-	105	-	-
		Change in Hardness (points)	-	-11	-	-
		Volume Change (%)	-	15	-	-
	720hrs	Retention of Tensile Strength (%)	-	87	-	-
		Retention of Tensile Elongation (%)	-	95	-	-
		Change in Hardness (points)	-	-10	-	-
		Volume Change (%)	-	16	-	-
Engine Oil (SM) 175°C	168hrs	Retention of Tensile Strength (%)	87	90	102	88
		Retention of Tensile Elongation (%)	98	92	82	89
		Change in Hardness (points)	-8	-7	-4	0
		Volume Change (%)	6	7	2	1
	720hrs	Retention of Tensile Strength (%)	88	91	95	73
		Retention of Tensile Elongation (%)	102	92	72	65
		Change in Hardness (points)	-6	-7	-2	+2
		Volume Change (%)	6	7	3	0
Ethylene Diamine 25°C	168hrs	Retention of Tensile Strength (%)	105	105	-	Disintegration
		Retention of Tensile Elongation (%)	93	108	-	
		Change in Hardness (points)	+1	5	-	
		Volume Change (%)	0	1	-	

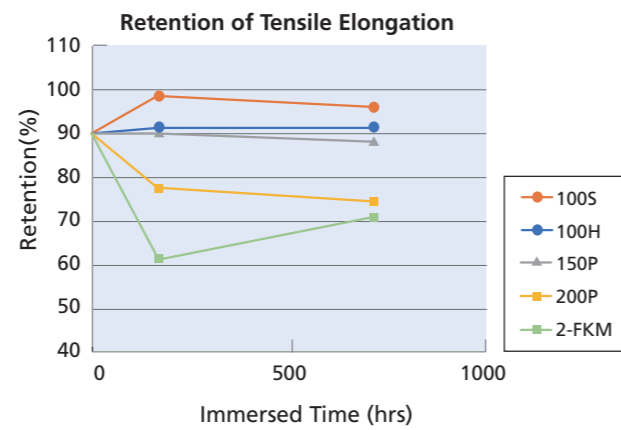
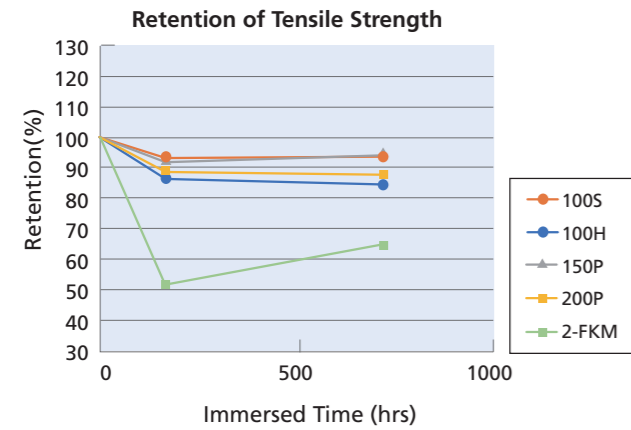
\* Cure promoters are incorporated into the polymer

## Oil Resistance

Engine Oil (SM, Immersed at 175°C)



CNG Automotive Engine Oil (Immersed at 175°C)



## 9. Electrical Properties

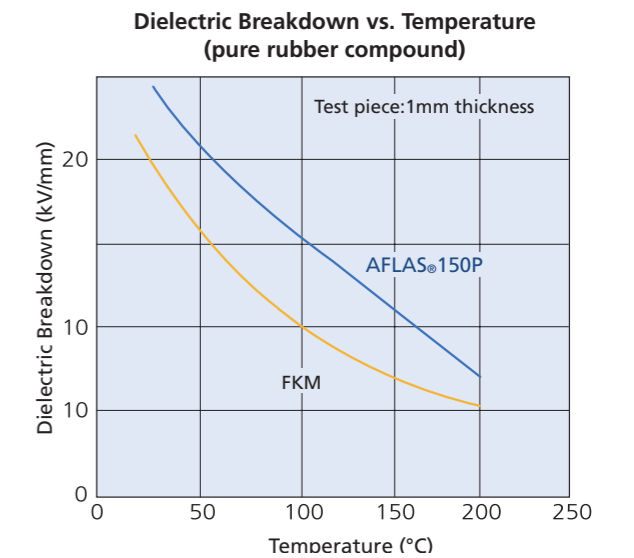
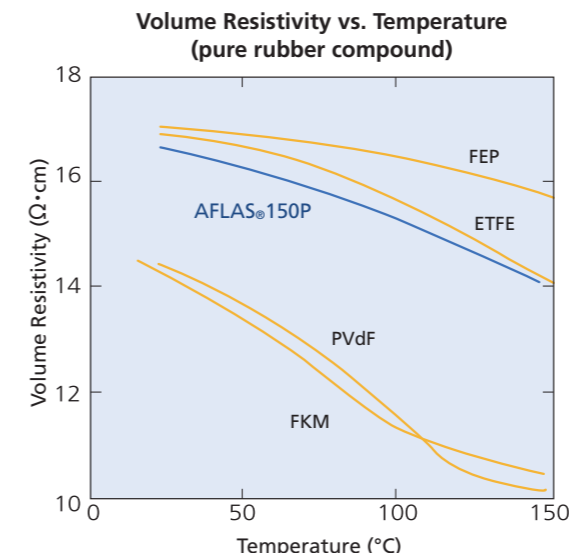
AFLAS® has superior electrical properties compared to FKM elastomers.

### Electrical Properties

	Volume Resistivity ( $\Omega \cdot \text{cm}$ )	Dielectric Constant (1kHz)	Dielectric Loss (1kHz)	Dielectric Breakdown (kV/mm)
AFLAS®(100, 150)	$3 \times 10^{16}$	2.8	0.03	23
AFLAS®(200P)	$4 \times 10^{15}$	5.9	0.03	16
AFLAS®(400E, 600X)	$6 \times 10^{16}$	3.2	0.03	30
FKM	$2 \times 10^{13}$	17	0.03	20
EPDM	$5 \times 10^{16}$	2	0.0015	40
Silicone Rubber	$5 \times 10^{15}$	3~4	0.007	25
IIR	$1 \times 10^{15}$	3	0.005	30
SBR	$1 \times 10^{15}$	2~3	0.006	25
Chloroprene Rubber	$2 \times 10^{13}$	7	0.04	15

Pure rubber compound at R.T.

### Electrical Resistivity vs. Temperature



### Fundamental Properties of AFLAS® Vulcanised by Electron Beam

	AFLAS®100S	AFLAS®150E	AFLAS®150C	AFLAS®150CS
Specific Gravity	1.55	1.55	1.55	1.55
Hardness (Shore A)	50	39	52	51
100% Modulus (MPa)	1.5	1.1	1.5	1.4
Tensile Strength (MPa)	18	9	19	17
Tensile Elongation (%)	330	460	400	360
Volume Resistivity ( $\Omega \cdot \text{cm}$ )	$> 10^{16}$	$> 10^{16}$	$> 10^{16}$	$> 10^{16}$
Dielectric Constant at 1kHz	2.8	2.8	2.8	2.8
Dielectric Break Down (kV/mm)	25	23	24	23

Cured in its raw state by 100kGy of electron beam (EB) irradiation.

## 10. Other Properties

### ●Radiation Resistance

AFLAS® is stable against  $\gamma$ -rays of up to 2000kGy.

$\gamma$ -ray (kGy)		0	100	200	500	1000	2000
AFLAS®150P*	Tensile Strength (MPa)	17	18	19	18	18	18
	Tensile Elongation (%)	280	260	250	130	100	50
2-FKM	Tensile Strength (MPa)	16	15	12	12	14	17
	Tensile Elongation (%)	440	200	170	110	60	20
PTFE	Tensile Strength (MPa)	30	Disintegration	Disintegration	–	–	–
	Tensile Elongation (%)	320	Disintegration	Disintegration	–	–	–

\*Standard formulation, JIS3 dumbbell

### ●Gas Permeability

AFLAS® is impermeable to various gases.

	Nitrogen	Oxygen	CO <sub>2</sub>
AFLAS®150P	7	23	29
2-FKM	4	15	78
Epichlorohydrine Rubber	–	5	–
Butyl Rubber	3	10	39
CSM Rubber	12	28	210
Chloroprene Rubber	9	30	200
SBR	50	130	940
Natural Rubber	60	180	1,000
EPDM	60	190	820
Silicone Rubber	2000	4000	16000

Pure rubber compound, (cc·mm/cm<sup>2</sup>·s·cmHg)×10<sup>-10</sup>, R.T.

### ●Flame Resistance

AFLAS® burns in a flame but stops burning when the flame is removed.

### ●Weatherability

AFLAS® has very good weathering characteristics and shows almost no change in properties after a one year exposure test.

### ●Ozone Resistance

No change in properties after one-month exposure in 50ppm of ozone at 40°C.

### ●Flexibility at Low Temperature

In terms of compression set, rigidity modulus and TR-10 AFLAS®100, 150, 400E and 600X retain elasticity to approximately 0°C and AFLAS®200 to approximately -10°C. However since the brittle point of AFLAS®100S and AFLAS®150P is -40°C, AFLAS® is usable at low temperatures, depending upon application method and purpose.

(Brittle point may change relating to the formulation.)

$\gamma$ -ray(kGy)	AFLAS®100S	AFLAS®150P	AFLAS®200P	2-FKM	3-FKM	AFLAS®400E	AFLAS®600X
Tg(°C)	-3	-3	-13	-22	-13	-3	-3
TR-10	3	3	-8	-17	-7	3	3

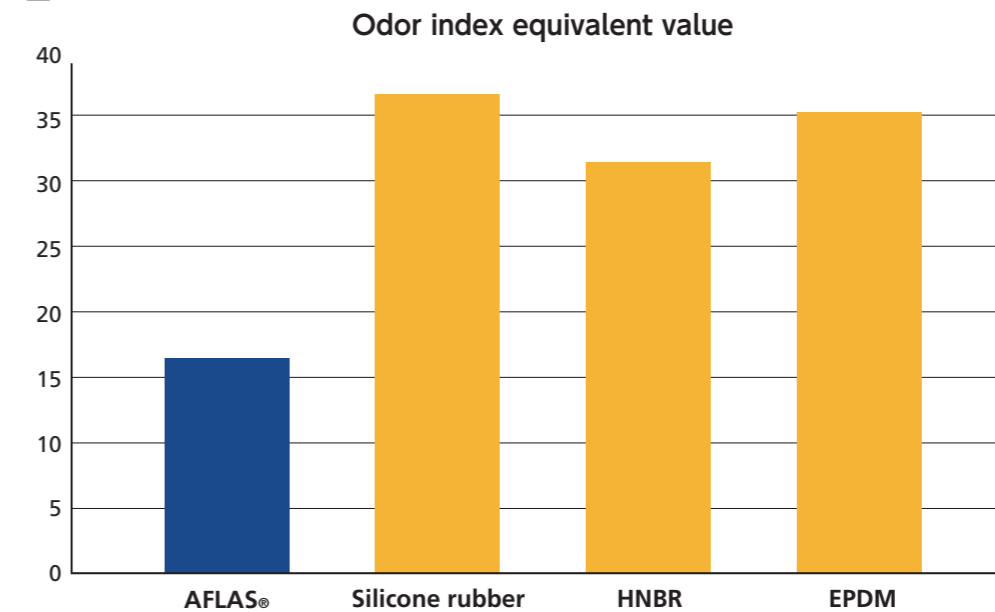
### ●Odor Retention

AFLAS® has extremely low odor retention and is resistant to chemicals, steam and ultraviolet ray for sterilization. This unique feature makes AFLAS® ideal for sealing products to suppress odor transfer in food and beverage manufacturing processes.

AFLAS® conforms to Japanese food contact regulations and AFLAS®100S conforms to the American USP Class VI regulation.

AFLAS® 100H, 100S, and 150P conforms to U.S. FDA (U.S. Food and Drug Administration) requirements for food contact substances.

### ■Odor Index



※The odor index indicates the level of odor which can be detected by smell. An odor index of 10 indicates an odor level requiring dilution 10 times before it is undetectable whereas an odor index of 20 must be diluted 100 times and an odor index of 30 requires 1000 times dilution.

※Data is based on an immersion test with orange juice at 80°C for 24hrs and subsequent washing in water for 30min.

※Facility : Shimadzu FF-2A

## 11. Typical Applications

AFLAS® is used in various applications for thermal power plants, the oil and gas exploration, chemical processing and nuclear power plants, the automotive industry, electronics and machinery.

### 1. Packings and O-rings

AFLAS® has excellent heat resistance and chemical resistance and is used in chemical plants, downhole and food processing applications.



### 2. Wire & Cable

AFLAS®100 and 150 have excellent electrical properties and therefore are suitable for insulation and jacketing of cables.



### 3. High-voltage wire & cable (EV)

AFLAS® has a higher breakdown voltage than cross-linked polyethylene (XL-PE) resin and a volume resistivity equal to or higher than that of XL-PE resin, making it suitable for high-voltage electric wires or electric vehicle cables that require superior electrical properties, flexibility and heat resistance.



### 4. Food and Cosmetic Industries

AFLAS® is used in applications where odor transfer is a concern, such as food, beverage or cosmetic manufacturing due to its low odor retention. The difference between AFLAS® and silicone rubber is particularly noticeable.



### 5. Engine Gaskets

AFLAS® has excellent resistance to both engine oils and engine coolants.




### 6. Shaft Seals

AFLAS® has excellent chemical resistance to engine oil additives, for example, dispersants, oxidation inhibitors and abrasion inhibitors.



### 7. Multi Layer / Lamination

AFLAS® is used to compensate for the lack of properties of various rubbers and resins due to its high chemical and heat resistance. This multi-layer material is used as a layer for co-extrusion hoses and as a coating material for large rolls for transportation, as well as conveyor belts.




### 8. AFLAS® Latex

AFLAS® latex is an aqueous dispersion of AFLAS® polymer suitable for use as a binder or coating material.




### 9. O-ring for Semiconductor Manufacturing Equipment

AFLAS® is used for packers and O-rings to support semiconductor manufacturing equipment because of its high chemical resistance, heat resistance and low compression set.



### 10. Thin Sheet

AFLAS® is suitable for extrusion and calendaring for the manufacture of extremely thin sheet.



### 11. AFLAS® Sponge

AFLAS® can be molded into sponge which means it has even more versatility.

